




# CHICKS


With two circular shapes positioned differently,  
you can make several chicks.



**DID YOU KNOW THAT...**  
chicks are wet when they emerge from their eggs?




# COCKEREL



Three simple shapes  
to start the cockerel.



We draw the beak,  
the crest, the jowl  
and a wing.



We draw the  
legs and tail.  
We round  
them off.



We finish the detail  
and paint it.

# COW


First we draw it from the front.






Then from the back.



And from the side, in five steps.



**DID YOU KNOW THAT...**  
cows lick stones  
to obtain mineral salts?



Cows keep the  
grass in their  
stomachs and then  
they bring it up  
to their mouths to  
eat it little by little.





# FARMER 2

26

2



We give her a dress and apron.

3



Now for a scarf on her head and a basket hanging from her arm.



4




We round off her arms.

6



WE FINISH OFF THE DETAIL AND PAINT HER!

5



We finish her legs, socks and shoes.

27